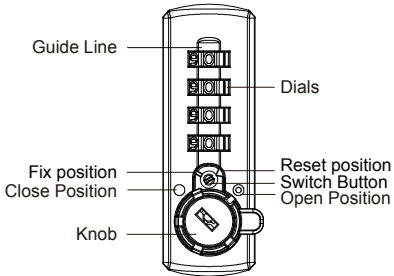
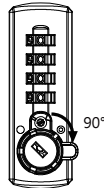


## How to operate your lock



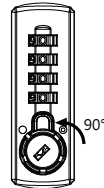
### TO OPEN:

Leave the Dials at preset combination 0-0-0-0. Turn the Knob clockwise 90 degree, then the Knob will pop up.



### TO LOCK:

Press down the Knob then turn it counterclockwise 90 degree.



## How to reset your combination

### FIXED VERSION

In fixed combination mode, the lock is continually opened and closed with the same custom combination that was set.

1. Leave the Dials at preset combination 0-0-0-0. Turn the Knob clockwise 90 degree, then the Knob will pop up. (Fig. A)
2. Turn the Switch Button to Reset position. (Fig. B)
3. Set the desired combination.
4. Return the Switch Button back to Fix Position. (Fig. C) Now, the lock is set to continuously open using the desired fixed combination.

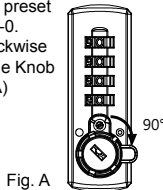


Fig. A

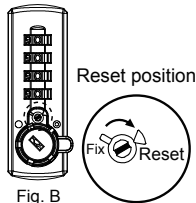


Fig. B

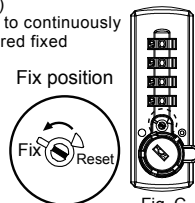


Fig. C

### OPEN-RESET VERSION

In the open-reset combination mode, the combination may be changed after each time the lock is opened.

1. Leave the Dials at preset combination 0-0-0-0. Turn the Knob clockwise 90 degree, then the Knob will pop up. (Fig. D)
2. Turn the Switch Button to the Reset position. Leave the button in this position. (Fig. E)
3. Now, the combination can be resettable before turning the Knob to lock. Set your own desired combination before closing the door and remember your reset code. (Fig. F)

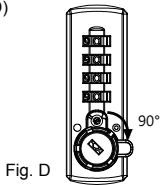


Fig. D

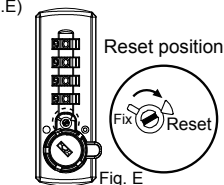


Fig. E

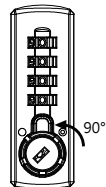


Fig. F

## How to decode the forgot combination

■ Master Key can be used to open the door in an emergency or when a user forget the original setting code.

1. Insert and turn the Master Key clockwise 60 degree (Fig. G)
2. Gently rotate each Dial until it stops or there is a "click" sound. (Fig. H)
3. Turn the Master Key counterclockwise 60 degree to original position (Fig. I) then withdraw the key. You can now keep using the retrieved combinations or reset your new desired codes.




Fig. G

**NOTE:**  
Hold the Master Key firmly while you turn Dials to retrieve all correct combinations




Fig. H

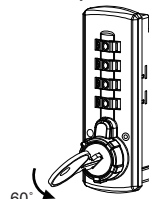


Fig. I